

Ghid de înrolare și aplicare pe platforma RUN-EU

(pentru studenți UGAL)

PARTEA I

Crearea contului și completarea profilului RUN-EU

INFORMAȚIE FOARTE IMPORTANTĂ

Comunicarea RUN-EU – E-MAILUL OFICIAL

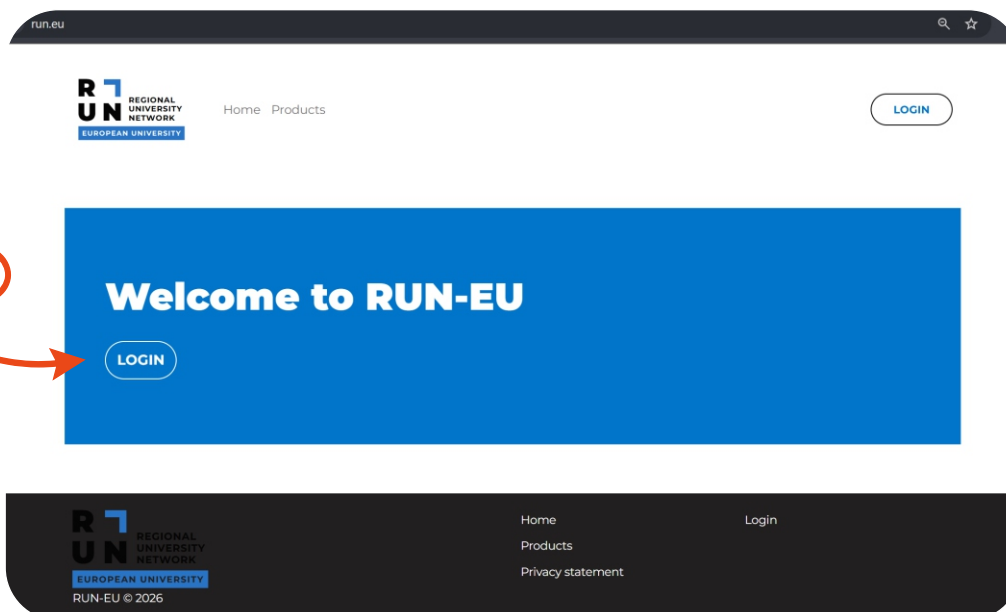
Toată comunicarea RUN-EU se face pe e-mailul instituțional **@student.ugal.ro**.

Recomandăm instalarea aplicației **Microsoft Outlook** pe telefon sau accesarea constantă a e-mailului din browser.

Autentificarea se face cu **adresa de student** și **parola instituțională** (aceeași parolă folosită pentru Microsoft Teams).

PASUL 1 – Accesarea platformei RUN-EU

1. Deschideți un browser (Chrome, Edge, Firefox)
2. Accesați site-ul: <https://run.eu/>
3. Apăsați pe butonul **LOGIN**.

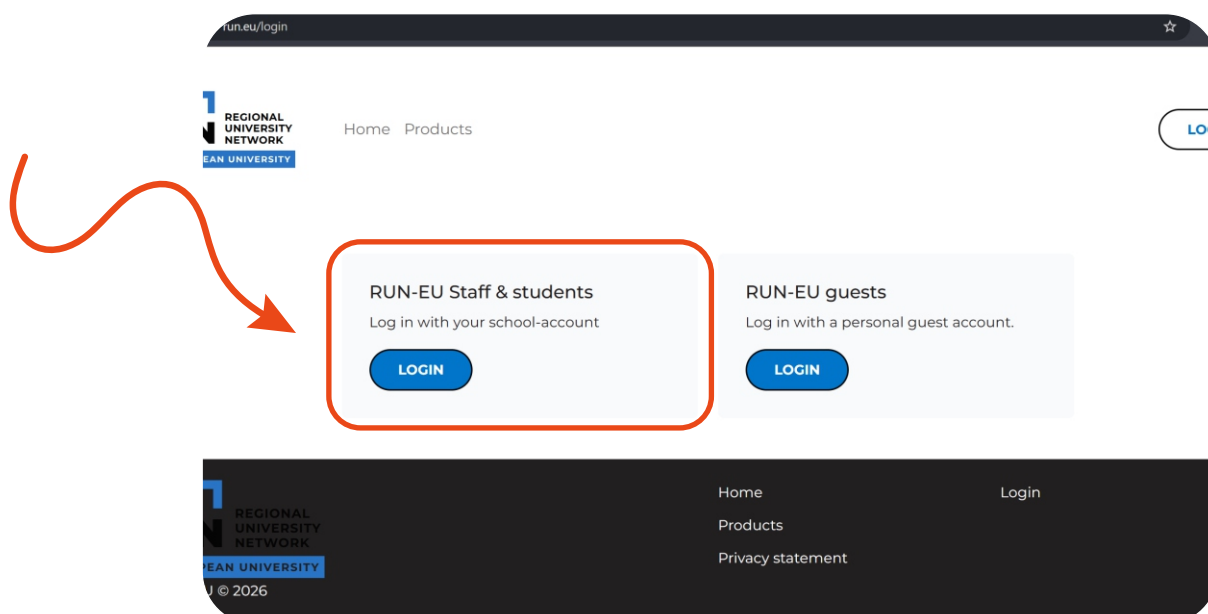


PASUL 2 – Alegerea tipului de cont

Pe pagina de autentificare, alege opțiunea:

RUN-EU Staff & Students (apăsați butonul **LOGIN** din această secțiune)

ATENȚIE: Nu alegeți „RUN-EU guests”. Studenții trebuie să se autentifice exclusiv ca Staff & students.

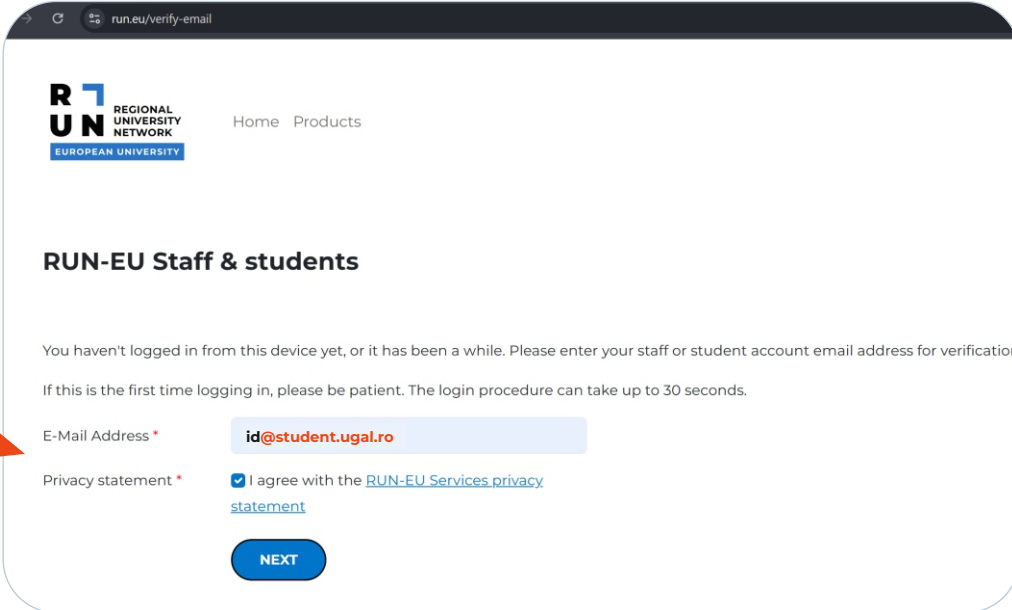


PASUL 3 – Introducerea adresei de e-mail instituționale

1. În câmpul **E-Mail Address**, introduceți adresa de e-mail instituțională:
[id]@student.ugal.ro
2. **Bifați căsuța:** I agree with the RUN-EU Services privacy statement.
3. Apăsați **NEXT**.

FOARTE IMPORTANT: NU folosiți Gmail, Yahoo, Outlook personal etc.

Este obligatoriu e-mailul **@student.ugal.ro**.



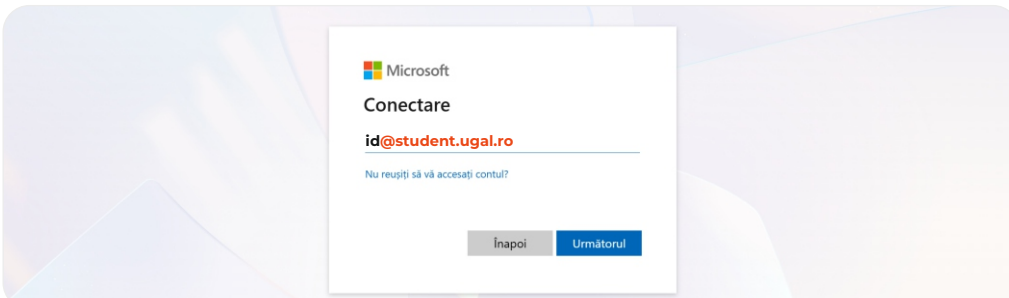
The screenshot shows a web browser window with the URL 'run.eu/verify-email'. The page header features the RUN-EU logo (Regional University Network, European University) and navigation links for 'Home' and 'Products'. The main heading is 'RUN-EU Staff & students'. Below this, there is a message: 'You haven't logged in from this device yet, or it has been a while. Please enter your staff or student account email address for verification. If this is the first time logging in, please be patient. The login procedure can take up to 30 seconds.' The login form contains an 'E-Mail Address *' field with the text 'id@student.ugal.ro' and a 'Privacy statement *' checkbox with the text 'I agree with the RUN-EU Services privacy statement'. A blue 'NEXT' button is located at the bottom of the form. A red arrow points to the 'E-Mail Address' field.

PASUL 4 – Autentificarea Microsoft

Veți fi **redirecționați către pagina Microsoft**.

1. Introduceți același e-mail **@student.ugal.ro**
2. Introduceți **parola contului instituțional**.
3. Finalizați autentificarea.

INFO: Aceasta este aceeași autentificare folosită pentru Microsoft Teams, Outlook și platformele Microsoft ale universității.



The screenshot shows a Microsoft login window. It features the Microsoft logo at the top left, followed by the text 'Conectare'. Below this, the email address 'id@student.ugal.ro' is entered in a text field. Underneath the field is a link that reads 'Nu reușiți să vă accesați contul?'. At the bottom of the window are two buttons: 'Înapoi' (Back) and 'Următorul' (Next).

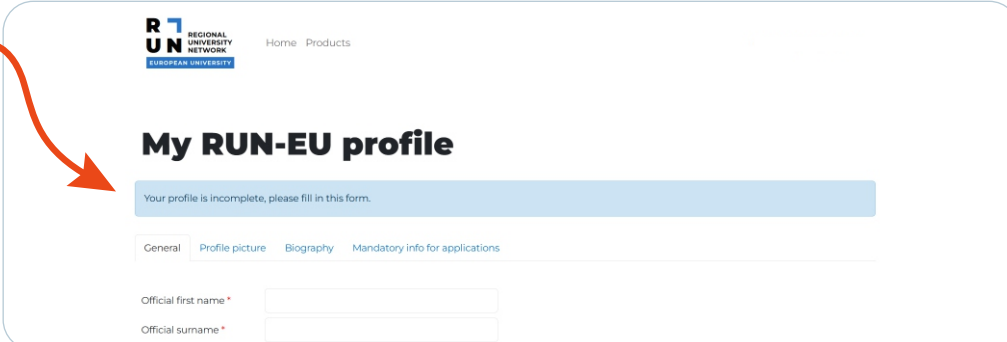
PASUL 5 – Accesarea profilului RUN-EU

După finalizarea contului, veți ajunge în profilul personal **My RUN-EU profile**.

Dacă apare mesajul:

Your profile is incomplete, please fill in this form.

Este normal și trebuie completat profilul.



The screenshot shows the 'My RUN-EU profile' page. At the top left is the logo for 'RUN REGIONAL UNIVERSITY NETWORK EUROPEAN UNIVERSITY'. To the right are links for 'Home' and 'Products'. The main heading is 'My RUN-EU profile'. Below it is a blue message box: 'Your profile is incomplete, please fill in this form.' Underneath are four tabs: 'General', 'Profile picture', 'Biography', and 'Mandatory info for applications'. The 'General' tab is active, showing two input fields: 'Official first name *' and 'Official surname *', both currently empty.

PASUL 6 – Completarea datelor generale (General)

Introduceți numele exact ca în actul de identitate.

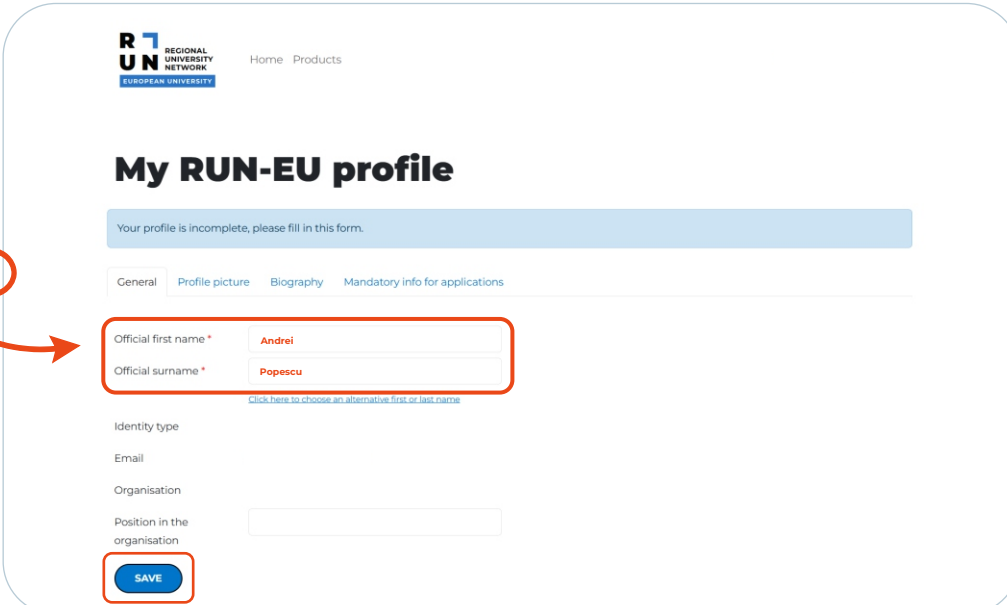
Official first name

PRENUME

Official surname

NUME DE FAMILIE

După completare, apăsați **SAVE**.



This screenshot shows the same 'My RUN-EU profile' page as in Step 5, but with the 'General' tab filled out. The 'Official first name *' field contains 'Andrei' and the 'Official surname *' field contains 'Popescu'. A blue link below the surname field reads 'Click here to choose an alternative first or last name'. Below the name fields are sections for 'Identity type', 'Email', 'Organisation', and 'Position in the organisation', each with an empty input field. At the bottom left, a blue 'SAVE' button is highlighted with a red box. A red arrow points from the word 'Exemplu' on the left to the 'Official first name' field.

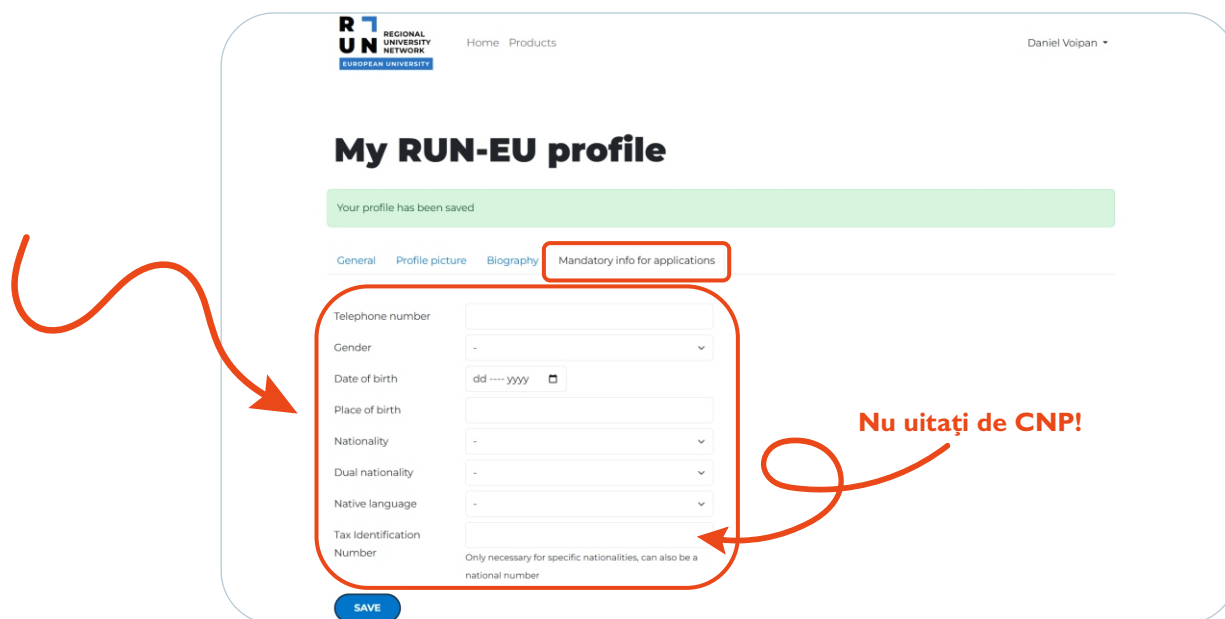
Exemplu

PASUL 7 – Completarea „Mandatory info for applications”

Accesați tab-ul: *Mandatory info for applications*

Completați toate informațiile necesare.

În locul destinat **Tax Identification Number** este obligatoriu să scrieți **CNP-ul personal**, pentru identificare ulterioară în cadrul Universității.



The screenshot shows the 'My RUN-EU profile' page. The 'Mandatory info for applications' tab is selected and highlighted with a red box. The form contains the following fields:

- Telephone number
- Gender
- Date of birth (format: dd - - yyyy)
- Place of birth
- Nationality
- Dual nationality
- Native language
- Tax Identification Number (with a note: 'Only necessary for specific nationalities, can also be a national number')

A red arrow points to the 'Tax Identification Number' field with the text 'Nu uitați de CNP!'.

PASUL 8 – Salvarea profilului

După completare, apăsați **SAVE**. Profilul ar trebui să fie completat cu succes.

PARTEA a II-a

Aplicarea la oportunități și mobilități RUN-EU

PASUL 1 – Accesarea site-ului RUN-EU

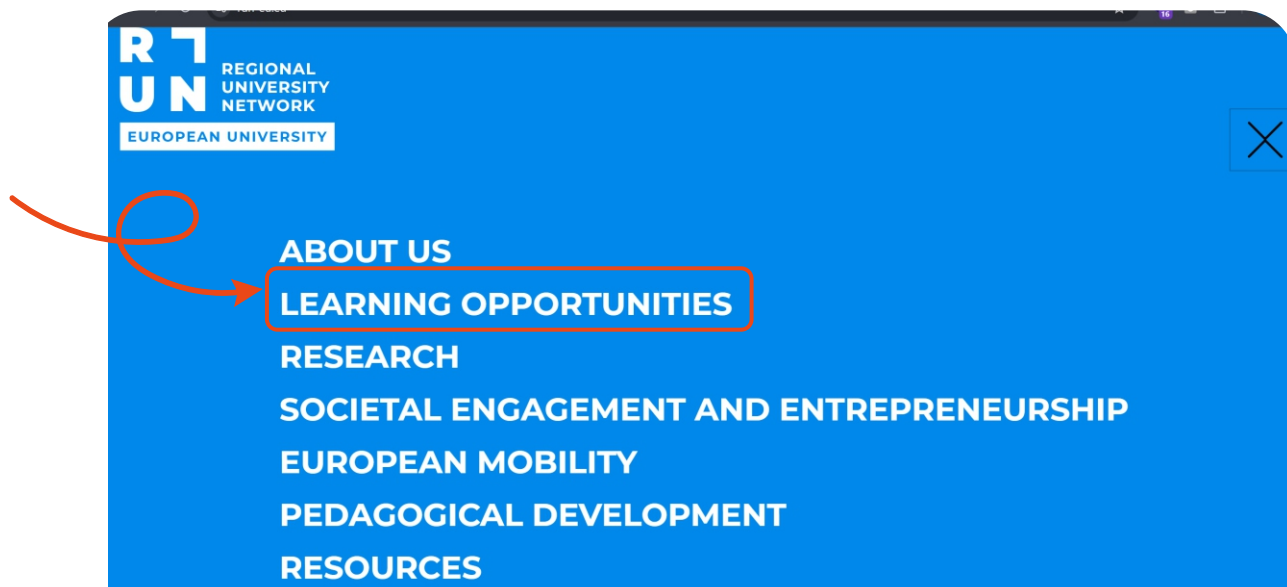
1. Accesați site-ul: <https://run-eu.eu/>
2. Din colțul din dreapta sus, apăsați pe meniul ☰ (trei linii)



PASUL 2 – Accesarea secțiunii „Learning Opportunities”

Din meniul principal, selectați: **LEARNING OPPORTUNITIES**

Aceasta este secțiunea unde sunt afișate cursuri internaționale, mobilități și programe RUN-EU pentru studenți.



PASUL 3 – Alegerea tipului de oportunitate

În portalul **RUN-EU.EU** veți vedea mai multe tipuri de programe:

- **SAP** – Short Advanced Programmes
- **BIP** – Blended Intensive Programmes (mobilități Erasmus+)
- **MOOC** – cursuri online deschise
- **LEXS** – Learner Exchange School
- **COIL** – Collaborative Online International Learning

Apăsați **SEE ALL** la categoria care vă interesează.

ONLINE PORTAL RUN.EU
Pilot Version

We're currently in the implementation phase, so there may be some constraints. Help us improve by reporting any issues you encounter and sharing your suggestions.

Click below to discover all that the new platform has to offer!

SAP	BIP	MOOC	LEXS	COIL
SHORT ADVANCED PROGRAMME SAPs are short intensive courses blending online and in-person learning, earning ECTS and tackling real-world challenges.	BLENDED INTENSIVE PROGRAMME BIPs are Erasmus+ funded collaborative short-term learning opportunities combining online learning and physical mobility.	MASSIVE OPEN ONLINE COURSE MOOCs are open online courses offering flexible, self-paced learning with no participant limits or formal admission requirements.	LEARNER EXCHANGE SCHOOL LEXS are short 1-2 weeks in-person learning experiences where diverse learners tackle real-world challenges.	COLLABORATIVE ONLINE INTERNATIONAL LEARNING COILs connect students and teachers from different countries for collaborative online learning and intercultural exchange.
SEE ALL	SEE ALL	SEE ALL	SEE ALL	SEE ALL

PASUL 4 – Filtrarea oportunităților

În partea stângă puteți filtra oportunitățile după:

- tipul programului
- perioada (semestru / an)
- modul de desfășurare (online / blended / fizic)

Filtrarea este opțională, dar vă ajută să găsiți mai rapid programul dorit.

Active or finished products

- Active products (5)
- Finished products (0)

Producttype

- COIL (1)
- DDEG (7)
- E+ BIP (5)
- LEXS (1)
- SAP (1)
- SPM (0)

Card view | Calendar view

ERASMUS+ BLENDED INTENSIVE PROGRAMME 50+10 COCREATION CHALLENGES: FINANCE AND SDG APPLICATION - 3RD EDITION	ERASMUS+ BLENDED INTENSIVE PROGRAMME DECODING LIFE: EXPLORING APPLICATIONS OF NANOPORE SEQUENCING AND BIOINFORMATICS	ERASMUS+ BLENDED INTENSIVE PROGRAMME GO FOR A DIGITAL PRODUCT
50+10 Cocreation Challenges: - Finance and SDG Application - 3rd Edition	Decoding life: exploring applications of nanopore sequencing and	Go for a Digital Product
		Join our international BIP: engineering and design

PASUL 5 – Accesarea detaliilor unui program

1. Selectați un program care vă interesează.
2. Apăsați butonul **READ MORE** și consultați descrierea programului, perioada de desfășurare, limba de predare, numărul de credite și condițiile de eligibilitate.

The screenshot shows a user interface for selecting a program. On the left is a sidebar with filters: COIL (1), DDEG (7), E+ BIP (5), LEXS (1), SAP (1), and SPM (0). Below these are sections for 'Time frame' (2026-27, 2025-26, 2024-25, 2023-24) and 'Delivery mode' (Blended, In person, Online). The main area displays three program cards. The first card, '50+10 Cocreation Challenges: - Finance and SDG Application - 3rd Edition', has a red arrow pointing to its 'READ MORE' button. The other two cards are 'Decoding life: exploring applications of nanopore sequencing and bioinformatics' and 'Go for a Digital Product', both with 'READ MORE' buttons.

PASUL 6 – Verificarea condițiilor de eligibilitate

Înainte de aplicare, **verificați cu atenție:**

- Who can apply / Eligible participants
- nivelul de studii (licență / master)
- domeniul de studiu
- limba de predare

ATENȚIE: Nu toate programele sunt disponibile pentru toate specializările.

The screenshot shows the details for a program. A red box highlights the 'Date', 'Language of instruction', '3 ECTS credits', 'Academic recognition', and 'Eligible participants' sections. The details include: Date: 27th of April 2026 to 12th of June 2026; Language of instruction: English; 3 ECTS credits; Academic recognition: To be defined by each home institution. Generally, most students will have this SAP certified in their diploma supplement, as a minimal requirement; Eligible participants: RUN-EU Students. The right side of the page lists the program schedule: 19 May 2026 (Morning: Social Media Intelligence (SOCMINT), Afternoon: Social Media Intelligence (SOCMINT)) and 20 May 2026 (Morning: Social Engineering Tools - Visualization, Afternoon: Attack Planning).

PASUL 7 – Aplicarea la program

Dacă sunteți eligibil, apăsați: **FILL IN THE APPLICATION FORM**

• The student learns that social engineering is a widespread and effective form of cyberattack that manipulates human behavior.

Date:
27th of April 2026 to 12th of June 2026

Language of instruction:
English

3 ECTS credits

Academic recognition:
To be defined by each home institution. Generally, most students will have this SAP certified in their diploma supplement, as a minimal requirement.

Eligible participants:
RUN-EU Students

How to apply:
FILL IN THE APPLICATION FORM

Deadline for applications: 27th of February 2026

- Lecture: Open source Intelligence (OSINT) – What is it?
- Workshop, Guided Individual work

19 May 2026
Morning: Social Media Intelligence (SOCMINT)
- Lecture: Social Media Intelligence (SOCMINT)
- Workshop, Guided Individual work
Afternoon: Social Media Intelligence (SOCMINT)
- Workshop, Guided Individual work

20 May 2026
Morning: Social Engineering Tools - Visualization
- Lecture: Social Engineering Tools - Visualization
- Workshop, Guided Individual work
Afternoon: Attack Planning
- Lecture: Attack Planning
- Workshop, Guided Individual work

21 May 2026
Morning: Attack planning and execution
- Workshop, Guided Individual work
Afternoon: Attack planning and execution

PASUL 8 – Completarea formularului de aplicație

În formularul de aplicație vi se vor cere următoarele informații.

• The student learns that social engineering is a widespread and effective form of cyberattack that manipulates human behavior.

Fill in the form below to apply for this product.

Degree *

Degree programme *

Year of programme *

ISCED Field of education and training *

Language level of english *

How will your participation in this RUN-EU Short Learning Opportunity impact your academic/professional path? *

What is your motivation for applying to this RUN-EU Short Learning Opportunity? What do you want to learn from this RUN-EU Short Learning Opportunity? *

SAVE

IMPORTANT: Completați toate câmpurile cu atenție și în limba engleză.

PASUL 9 – Trimiterea aplicației

După completarea formularului:

- 1. Verificați toate datele introduse**
- 2. Trimiteți aplicația conform instrucțiunilor din pagină, apăsând **SAVE****

Confirmarea și eventualele informații suplimentare vor fi trimise pe e-mailul instituțional **@student.ugal.ro**

IMPORTANT – După aplicare

Răspunsurile, selecția și informațiile legate de participare se comunică exclusiv prin e-mailul instituțional.

Verificați constant inbox și spam / junk.